








2007 Student 1:1 Program Survey

1. Of which class are you a member?			Response Percent	Response Count
9			39.2%	73
10			28.0%	52
11			27.4%	51
12			5.4%	10
			answered question	186
			skipped question	4

2. What is your gender?			Response Percent	Response Count
Female			48.9%	92
Male			47.3%	89
I choose not to answer this			3.7%	7
			answered question	188
			skipped question	2

3. On a scale of 1-4, where 1 equals NEVER and 4 equals OFTEN, please rate the following statements.

	1	2	3	4	N/A	Rating Average	Response Count
I have observed students coaching other students on ways to use, trouble-shoot and/or enhance the use of the laptops.	5.3% (10)	18.5% (35)	39.2% (74)	34.4% (65)	2.6% (5)	3.05	189
I have observed the presence of the laptops facilitating students, not the teacher, being the center of most learning activities.	6.4% (12)	34.6% (65)	34.0% (64)	17.0% (32)	8.0% (15)	2.67	188
I have observed students using laptops to engage in knowledge creation rather than simply to receive information.	5.4% (10)	20.5% (38)	43.8% (81)	26.5% (49)	3.8% (7)	2.95	185
I have observed laptops being used to bring in resources from outside the school that are not available inside the school.	8.5% (16)	18.1% (34)	29.3% (55)	38.3% (72)	5.9% (11)	3.03	188
I have observed students using the laptop program as a means to increase interaction with people outside of the immediate Whitfield Community.	3.7% (7)	19.6% (37)	22.8% (43)	49.7% (94)	4.2% (8)	3.24	189
I have observed students identifying their technological needs with regard to the laptops and sharing solutions with one another in a replicable way.	5.3% (10)	16.5% (31)	43.1% (81)	28.7% (54)	6.4% (12)	3.02	188
	<i>answered question</i>						189
	<i>skipped question</i>						1

4. Please rate the following statements on the scale below

	Strongly Disagree	Disagree	Agree	Strongly Agree	N/A	Rating Average	Response Count
The general design and implementation of our laptop program is consistent with our mission statement.	2.6% (5)	6.3% (12)	60.5% (115)	17.9% (34)	12.6% (24)	3.07	190
The laptops do not take a significant amount of class time away from learning activities.	3.7% (7)	14.2% (27)	60.0% (114)	18.9% (36)	3.2% (6)	2.97	190
The laptop program reinforces the values of the school.	1.6% (3)	12.6% (24)	56.8% (108)	21.6% (41)	7.4% (14)	3.06	190
I have a way to advance my needs regarding use of laptops and receive timely training on those technological needs.	1.1% (2)	14.0% (26)	52.7% (98)	24.7% (46)	7.5% (14)	3.09	186
The laptops provide students the opportunity to take their learning to a higher level, even if this provides some increased risk of distraction or failure.	2.1% (4)	6.9% (13)	46.8% (88)	40.4% (76)	3.7% (7)	3.30	188
Teachers and students use the laptop program as a catalyst to engage in a thoughtful discussion about appropriate choices and the decision making process.	1.6% (3)	11.1% (21)	57.7% (109)	23.3% (44)	6.3% (12)	3.10	189
In the 1:1 classrooms, teachers are able to provide as much accountability and supervision to students in a manner that is consistent with their moral development, maturity and the honor code as they are with desktop computers or laptop carts.	1.6% (3)	11.6% (22)	58.2% (110)	16.4% (31)	12.2% (23)	3.02	189
Students in the 1:1 program are given as many opportunities and choices in a manner that it consistent with their moral development, maturity, and the honor code as they are with desktop computers or laptop carts.	2.1% (4)	5.3% (10)	56.1% (106)	22.8% (43)	13.8% (26)	3.15	189
	answered question						190
	skipped question						0

5. I have used my laptop to engage in communication with other members of the Whitfield Community using the following forms of communication. (Please rate the frequency of this communication on a scale of 1-4 where 1 equals NEVER and 4 equals OFTEN)

	1	2	3	4	N/A	Rating Average	Response Count
e-mail	5.3% (10)	9.0% (17)	22.2% (42)	62.4% (118)	1.1% (2)	3.45	189
web (blog or discussion board)	30.2% (57)	26.5% (50)	12.2% (23)	27.0% (51)	4.2% (8)	2.49	189
instant message	13.2% (25)	16.8% (32)	23.2% (44)	45.3% (86)	1.6% (3)	3.05	190
audio conferencing	79.9% (151)	3.7% (7)	3.7% (7)	2.1% (4)	10.6% (20)	1.60	189
video conferencing	83.1% (157)	4.2% (8)	2.1% (4)	0.5% (1)	10.1% (19)	1.50	189
	<i>answered question</i>						190
	<i>skipped question</i>						0

6. What percentage of time do you use the Linux environment and what percentage do you use the Windows environment through Citrix? (Your answer must equal 100.)

	Response Average	Response Total	Response Count
Linux Environment	73.38	13796	188
Windows through Citrix	27.29	5104	187
	<i>answered question</i>		189
	<i>skipped question</i>		1

7. Please provide feedback on your favorite aspects of the Linux environment.

	Response Count
	161
	<i>answered question</i>
	161
	<i>skipped question</i>
	29

8. Please provide feedback on improvements you would like to see on the Linux environment.		Response Count
		157
	<i>answered question</i>	157
	<i>skipped question</i>	33

9. Please provide feedback on your favorite aspects of the Citrix environment.		Response Count
		159
	<i>answered question</i>	159
	<i>skipped question</i>	31

10. Please provide feedback on improvements you would like to see in the Citrix environment.		Response Count
		155
	<i>answered question</i>	155
	<i>skipped question</i>	35

11. Please provide feedback on improvements you would like to see on the 1:1 computing program in general.		Response Count
		126
	<i>answered question</i>	126
	<i>skipped question</i>	64

12. Please provide feedback on improvements you would like to see regarding training or the laptop roll-out schedule.

		Response Count
		133
	<i>answered question</i>	133
	<i>skipped question</i>	57

13. Any other comments?

		Response Count
		106
	<i>answered question</i>	106
	<i>skipped question</i>	84